

**SANT NISCHAL SINGH PUBLIC SCHOOL,
YAMUNA NAGAR**



HOLIDAYS ASSIGNMENT

SESSION (2024-25)

CLASS: IX

Dear Students

We all eagerly wait for holidays. We all make plans to enjoy, to relax and to empower ourselves during these gala days. This summer vacation the Holidays Homework so designed by the mentors of the school is a medium for you all to achieve the motto of 'Fun and Learn'.

The activities and Art integrated assignments will foster curiosity, develop creativity, enhance knowledge and instill the joy of learning among you all. This will certainly help you discover a new you who is more enriched and confident and performs every action to perfection.



TIPS FOR SUMMER BREAK

- ❖ *“A healthy mind resides in a healthy body” - pay attention to your health, go for morning and evening walks, avoid consumption of junk food, eat healthy and stay healthy.*
- ❖ *Open your mind for reading newspapers, novels, blogs and stories that will help you in increasing your vocabulary.*
- ❖ *Watch Discovery Channel , History Channel, National Geographic Channel and BBC Earth for knowledgeable programs.*
- ❖ *Indulge yourself into activities like cooking, singing, dancing aerobics, cycling , trekking, swimming, art and craft and gardening.*
- ❖ *Appreciate nature and go for Nature Walk, Plant a sapling, water the plants . Spread the message of nature conservation.*
- ❖ *Remember to have a wide mouth container filled with water outside your house for the birds to get respite from the scorching heat.*



GENERAL INSTRUCTIONS THAT ARE TO BE FOLLOWED

- ❖ Revise the syllabus thoroughly covered till May.
- ❖ Use eco friendly material to prepare Models or Projects .
- ❖ Make the Project/ Models independently. Ask Parents for guidance and assistance only.
- ❖ Maintain the quality of work done.
- ❖ Write about your Project in a Project File(word limit -200 to 300 words)
- ❖ Minimize the use of gadgets.
- ❖ Develop a skill or hobby. Click photographs, record videos and note your achievements in your Portfolio File.

ENGLISH

Roll number 1 - 10

Prepare a Fact File on the lives and works of any one of the following suggested authors and poets:

1. R.K. Laxman
2. William Shakespeare
3. Isaac Asimov
4. John Keats
5. J.K.Rowling
6. Ruskin Bond

Roll number 11-20

Prepare an informative and vivid PPT emphasizing the theme, central idea and summary of any one of the following suggested chapters:

1. My Childhood
2. Kathmandu
3. The Happy prince
4. The Last leaf
5. Rain on the roof
6. Wind

Roll number 21 - 30

Prepare interesting and colorful puppets/cartoon strips depicting any one of the following suggested issues:

1. Digital lifestyle
2. Bullying
3. Equality
4. Inflation
5. Child labour
6. Corruption

Roll number 31 - 40

Prepare a Research Paper on the following theme

"Are wars necessary to establish peace?"

Conduct your research work highlighting the Gaza Israel situation using colorful pictures and drawings .

Common for all

- Write the Diary Entries Ques 1 - 5 given on page 126 of BBC Compacta in your English practice register.
- Practice extracts and extra questions of syllabus covered till date (given in Module 7 of BBC Compacta)

HINDI

- निम्नलिखित विषयों पर परियोजना(फाइल) कार्य करें ।

रोल नंबर 1- 6 सूर्योदय ,सूर्यास्त,बाग की सैर,फूलों की बगिया की सैर, रात्रि के समय चांद और तारों से वार्तालाप ।

रोल नंबर 7-12 छुट्टियों में आप अपने किन-किन रिश्तेदारों से मिले ।उनका सचित्र वर्णन करें ,आपका आदर्श कौन है और क्यों?

रोल नंबर 13 -18 आपको कौन सा धारावाहिक, फिल्म पसंद है ? और क्यों ? चित्र वर्णन करें।

रोल नंबर 19 -24 वृक्ष हमारे लिए बहुत उपयोगी हैं। इस विषय पर चित्र फाइल बनाएं

रोल नंबर 25 - 30 अपनी मनपसंद पुस्तक पढ़ कर उस पर अपने विचार प्रकट करें ।
अपने मनपसंद पशु ,पक्षियों पर अपने विचार प्रकट करें।

रोल नंबर 31 -36 अवकाश के दौरान आपकी दिनचर्या कैसी थी? आपने अपने माता-पिता की कैसे मदद की ?सचित्र वर्णन करें ।

रोल नंबर 36 onwards छुट्टियों में आप जिन स्थानों पर घूमने गए उन स्थानों का सचित्र वर्णन करें।।

MATHEMATICS

- Do the given assignments in separate Notebook.
- Do first three Activities in Mathematics Lab Manual.
- Make a model on given topic.

Roll Numbers	Topic
1-8	Rational and Irrational Numbers
9-16	Prove of Algebraic Identity based on Polynomials
17-25	Coordinate Geometry
26-34	Working of Quadrant
35-43	Three dimensional shapes

SCIENCE

1. Prepare a brief write-up on 'Management of Natural Resources' on A4 sheets (8-10) pages.(Compulsory for all students)

2.Prepare an individual working model on themes/topics mentioned against your roll number:

- **Roll no. 1-4** DNA, Farming methods (working model); Prokaryotic and Eukaryotic cell (Non working model). Use Cardboards, toothpicks, plants, muds, pipes, sticky notes, color pens, clay etc., for above said models
- **Roll no. 5-8** Green house, Water purification systems, Awareness of common

- problems of environment (eg. Air/Water/Soil pollution etc.,) (working model), Making good out of waste (Non working model). Use water bottles/ coconut coir, color pens, pebbles, etc.,
- **Roll no. 9-13** Irrigation systems; Animal husbandry - To help farmers: Alarm system to aware danger on the path of cattles (Working model), Nutrition diet chart/Model of Humans (Non working model). Use materials to make fence, sensors, cattle toy, grass, cardboard, grams, lentils, vegetables, fruits, nuts, seeds, etc.,
- **Prepare a handwritten Project file of 10-15 pages on the topic :-Collect different samples of water such as distilled water, tap water, well water, lake water, and river water Place equal volume of each type of water in similar bowls and allow them to evaporate under similar conditions observe the time taken for their evaporation and give your interpretation. (Roll No. 14-26)**
- **Roll No 14 – 18** Prepare a Model of Periodic Table(using cardboard sheet, LED lights, ice cream sticks)
- **Roll no. 19 -21** Alpha particle scattering experiment by Rutherford(using laser light, fluorescent sheets, cardboard)
- **Roll no.22-24** Bohr's model of Atom(using paper balls, circular wires)
- **Roll no.25 -27** States of matter (solid , liquid and gas using clay balls, paper balls , glass box)
- **Roll no.27-30** Prepare a working model of Microscope by using cardboard, lens ,button , battery.
- **Roll no. 31-34** Prepare a model of Dam by using cardboard , coloured sheets.
- **Roll no. 35-38** Make a model of Electromagnetic crane by using magnets, electric battery, cardboard, pipe.
- **Roll no. 39-43** Make a model of solar street light by using cardboard, pipe ,battery, solar plate.

SOCIAL SCIENCE

- **Roll No. 1-8** Make a model of EVM(Electronic Voting Machine)
- **Roll No. 9-16** Prepare a Chart on Fundamental Rights
- **Roll No.17-24** Prepare a chart or 3D model (showing five physical features of India along with important mountain peaks (using clay and label them with flag cards)given in syllabus
- **Roll No.25-32** Case study on Kedarnath(Disaster management)
- **Roll No.33-40** Know Your city (climate River, Visiting Places)

COMPUTER SCIENCE

Only for optional students:

Do the given work in practical File:

Roll No 1-15 Make a Collage on the Topic Convergence of Technology

Roll No 16-30 Draw the table of Types of Computers and configuration Wise structure.

(follow page no 14 of the bk)

Roll No 31-40 Design your own curriculum Vitae/Resume in Writer software covering up all below:

Fields :	Name	Address	Aim	Goal	Photograph
Strengths	Weakness	Skills/Capabilities			

Your Ideal(with reason) Note You can use any template or design from internet for the same to make it attractive. Paste print in file and write steps in brief.

PUNJABI

ਯਮੁਨਾਨਗਰ ਦੇ ਕੋਈ ਪੰਜ ਧਾਰਮਿਕ ਸਥਾਨਾਂ ਦੇ ਨਾਂ ਲਿਖ ਕੇ, ਫੋਟੋ ਲਗਾ ਕੇ ਉਹਨਾਂ ਦਾ ਇਤਿਹਾਸ ਇਕੱਠਾ ਕਰਕੇ ਅਠ- ਦੱਸ ਪੇਜਾਂ ਦੀ ਫਾਈਲ ਚਿੱਤਰ ਸਹਿਤ ਬਣਾਓ।

HEALTH & PHYSICAL EDUCATION

STRAND PROJECT FILE

1 GAME AND SPORTS

ATHLETICS TRACK

1. Layout 400 Mt Track(COMPULORY FOR ALL)

(All classes)

LONG JUMP

1. Layout Long Jump Pit

2. Runway

3. Long Jump Techniques

2 TEAM GAMES

Roll no 01 to 10 Draw a Badminton court

Roll No 11 to 20 Draw cricket ground

Roll No 21 to 30 Football ground

Roll No 31 to above Volley ball court

3 SEWA

PROJECT

Roll no 01 to 15 Dignity of Labor

Roll No 16to 30 Care for Homeless Children.

Roll No 31 to above Family Budget.



Compulsory for all

EK BHARAT SHRESHTHA BHARAT PROJECT

Class IX (2024-25)

Dear student

To encourage national integration EBSB Program has been launched by CBSE. It focuses on unity in diversity i.e. linguistic, literacy, festivals, sports, bio-diversity, tourism and cultural exchange. This will lead to enhanced understanding and bonding between the States thereby strengthening the unity and integrity of India. The pairing State of **Haryana** is **Manipur**.

Students will make and maintain state project file as per the following guidelines.

➤ Title Page/Introductory Page

**SANT NISCHAL SINGH PUBLIC SCHOOL, YAMUNANAGAR
SESSION-2024-25**

**EK BHARAT SHRESHTHA BHARAT
PROJECT/FILE**

Name of Project _____

Name of student _____

Class & Section: _____

Roll No: _____

Class Incharge: Mr/Ms _____

Signature of class Incharge _____

First Page

Map of India Highlighting “MANIPUR” and “HARYANA”.

Use innovative ideas to draw, paint or create map of India with any eco-friendly material, keeping in mind sustainable development.

Second Page:

Knowing my Pairing state “Manipur”

Worksheet (write and learn)

Name of State	Manipur
Governor	
Chief Minister	
Area	
Capital	
Fruit	
Flower	
Bird	
Dance	
Name of State Emblem	
Traditional Attire	
Popular Sports	
River	
Famous Lake	
Dance	
Endemic Plant/Symbol of natural richness and Bio diversity	

Third Page onwards

- Prepare a report on “Manipur Biodiversity” or Prepare a report on “Sports (Any One of Manipur)”
- Make one or two handkerchief using block painting or embroidery

Students will make and maintain state project file as per the following guidelines.

➤ Title Page/Introductory Page

**SANT NISCHAL SINGH PUBLIC SCHOOL, YAMUNANAGAR
SESSION-2024-25**

**EK BHARAT SHRESHTHA BHARAT
PROJECT/FILE**

Name of Project _____

Name of student _____

Class & Section: _____

Roll No: _____

Class Incharge: Mr/Ms _____

Signature of class Incharge _____

First Page

Map of India Highlighting “MANIPUR” and “HARYANA”.

Use innovative ideas to draw, paint or create map of India with any eco-friendly material, keeping in mind sustainable development.

Second Page:

Knowing my Pairing state “Manipur”

Worksheet (write and learn)

Name of State	Manipur
Governor	
Chief Minister	
Area	

Capital	
Fruit	
Flower	
Bird	
Dance	
Name of State Emblem	
Traditional Attire	
Popular Sports	
River	
Famous Lake	
Dance	
Endemic Plant/Symbol of natural richness and Bio diversity	



Third Page onwards

- Prepare a cookery book (showing or explaining one/two recipes of Manipur showcasing your photograph while preparing at different stages.)
- Make a small cloth bag. Decorate it by doing embroidery with wool/mirror work etc.




DAYS TO REMEMBER.....

WORLD ANTI TOBACCO DAY 31 MAY




NATIONAL READING DAY 19 JUNE



WORLD ENVIRONMENT DAY 5 JUNE



INTERNATIONAL YOGA DAY 21 JUNE



WORLD OCEAN DAY 8 JUNE




INTERNATIONAL DAY AGAINST DRUG ABUSE 26 JUNE



WORLD BLOOD DONATION DAY 14 JUNE



WORLD DOCTOR'S DAY 1 JULY



FATHER'S DAY 16 JUNE



INTERNATIONAL PLASTIC BAG FREE DAY 3 JULY



Happy
Holidays

